

## Control Cabinet Air Conditioner



### Description

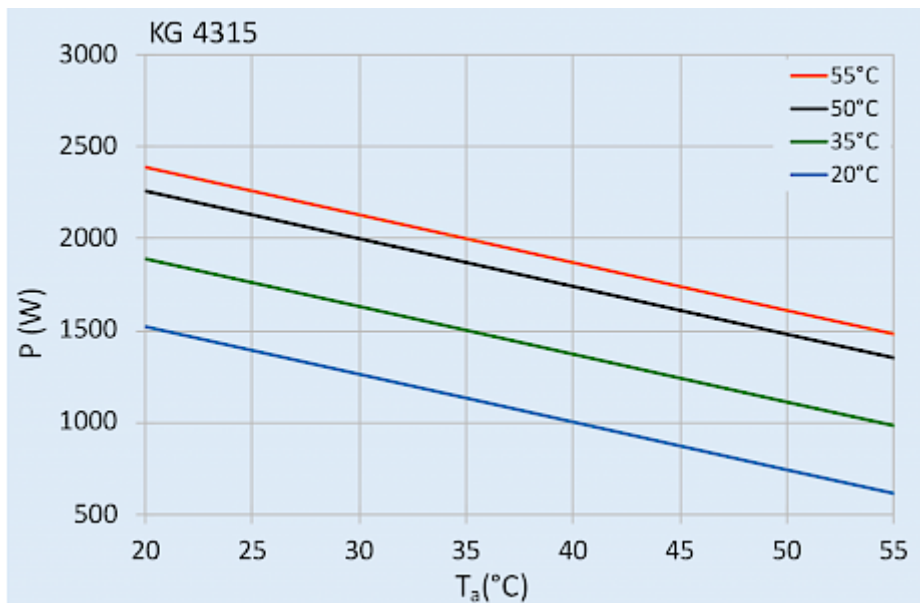
<b>Order Number:</b>	43150001
<b>Brand Name:</b>	COMPACT INDOOR
<b>Colour:</b>	RAL 7035
<b>Housing Material:</b>	Mild steel, powder coated
<b>IP protection class to EN 60 529:</b>	IP 54 / TYPE 12
<b>Approvals:</b>	CE, cURus, cULus

## Technical Data

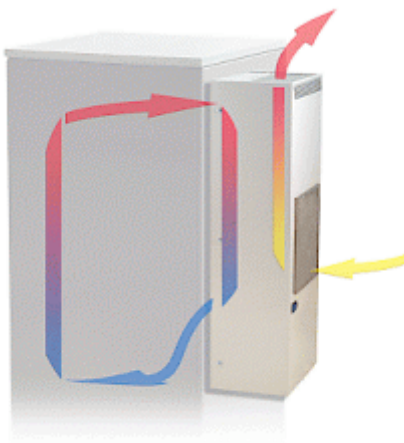
<b>Cooling capacity L35L35 (EN14511-3):</b>	1500 W @ 50 Hz 1630 W @ 60 Hz
<b>Cooling capacity L35L50 (EN14511-3):</b>	1220 W @ 50 Hz 1320 W @ 60 Hz
<b>Compressor type:</b>	Reciprocating compressor
<b>Refrigerant / GWP:</b>	R134a / 1430
<b>Refrigerant charge:</b>	420 g / 14.8 oz
<b>High / low Pressure:</b>	25.5 / 6 bar 370 / 88 psig
<b>Air flow volume (system / unimpeded):</b>	Ambient air circuit: 480 / 850 m <sup>3</sup> /h Cabinet air circuit: 385 / 550 m <sup>3</sup> /h
<b>Operating Temperature Range:</b>	10°C - 55°C
<b>Mounting:</b>	Wall mounted
<b>Dimensions A x B x C (D+E):</b>	980 x 395 x 260 mm
<b>Weight:</b>	39.7 kg
<b>Cut out dimensions:</b>	920 x 335 mm
<b>Voltage / Frequency:</b>	230 V ~ 50/60 Hz
<b>UL Voltage / Frequency:</b>	230 V ~ 60 Hz
<b>Current L35L35:</b>	4.6 A @ 50 Hz 5.1 A @ 60 Hz
<b>Starting current:</b>	21.2 A
<b>Max. current:</b>	5.6 A
<b>Nominal power L35L35:</b>	800 W @ 50 Hz 920 W @ 60 Hz
<b>Max. power:</b>	1.17 kW
<b>Fuse:</b>	10 A (T)
<b>Short-circuit current rating:</b>	5 kA
<b>Connection:</b>	Connection terminal block

Please click on the graphics to download.  
More CAD drawings can be found under [Product Download](#).


> [Overview Product Group COMPACT INDOOR - reliable and economical](#)

**Performance graph:**


click image to enlarge

**Air flow:**


click image to enlarge

**Cut Out Dimension:**


click image to enlarge

## Order Information

<b>Stainless steel housing part no.</b>	4315002
<b>With condensate evaporation part no.</b>	43150101
<b>Box dimensions</b>	1,015 x 443 x 295 mm
<b>Gross weight</b>	42.5 kg
<b>Taric code</b>	84158200