

## Air / Water Heat Exchanger



### Description

<b>Order Number:</b>	2114203
<b>Brand Name:</b>	SLIMLINE HEX
<b>Colour:</b>	RAL 7035
<b>Housing Material:</b>	Mild steel, powder coated
<b>Ingress Protection:</b>	IP 55
<b>Approvals:</b>	CE, cURus

## Technical Data

<b>Cooling capacity L35W10 (200 l/h):</b>	650 W
<b>Cooling capacity L35W10 (500 l/h):</b>	750 W
<b>Coolant:</b>	Water, light oils or similar
<b>Operating Temperature Range:</b>	1°C - 72°C
<b>Air flow volume (system / unimpeded):</b>	180 / 460 m <sup>3</sup> /h @ 50 Hz 200 / 535 m <sup>3</sup> /h @ 60 Hz
<b>Mounting:</b>	Wall mounted
<b>Dimensions A x B x C (D+E):</b>	400 x 212 x 80 mm
<b>Weight:</b>	4.5 kg
<b>Voltage / Frequency:</b>	400 V ~ 50/60 Hz
<b>UL Voltage / Frequency:</b>	400 V ~ 50/60 Hz
<b>Starting current:</b>	0.6 A
<b>Max. current:</b>	0.15 A
<b>Max. power:</b>	90 W
<b>Pressure water circuit:</b>	10 bar
<b>Water connection:</b>	Rp 1/4" - inside thread with 2 connectors for pipe internal diameter of 10 mm
<b>Fuse:</b>	3 x 1 A (T)
<b>Connection:</b>	3 m cable ready for connection

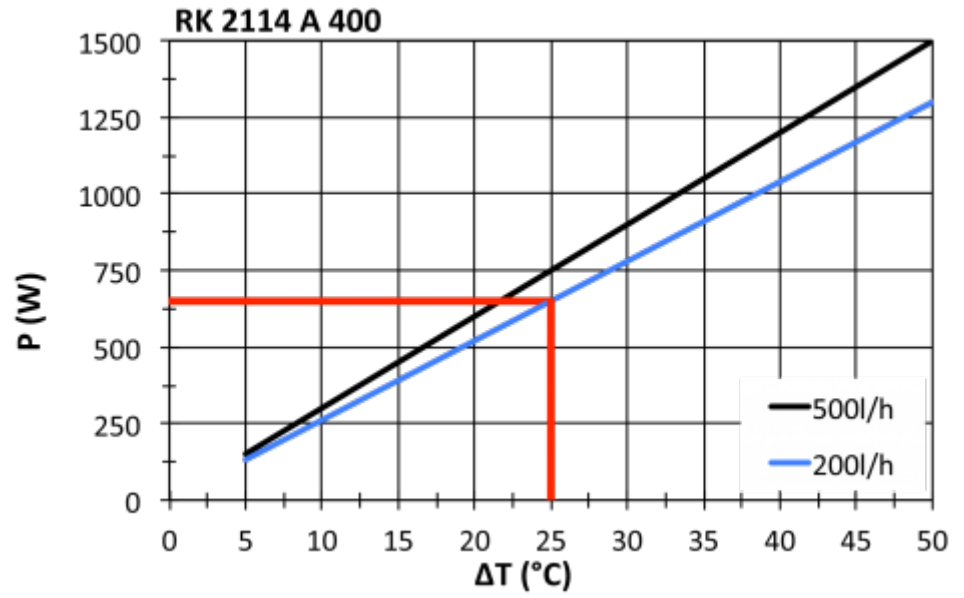
Please click on the graphics to download.

More CAD drawings can be found under [Product Download](#).

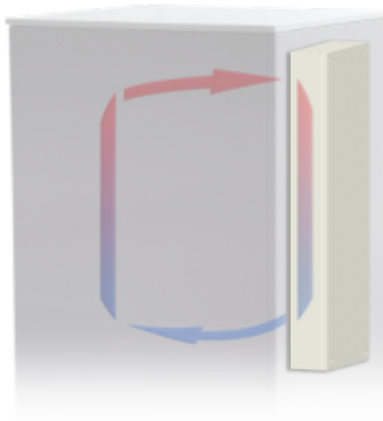
> [Overview Product Group SLIMLINE HEX - air/water heat exchangers](#)

**Performance graph:**

$\Delta T$  = Temperature difference between enclosure air and coolant  
 P = Cooling Capacity




[click image to enlarge](#)

**Air flow:**


[click image to enlarge](#)

**Cut Out Dimension:**



Note:  
Primary dimensions in millimeters.  
Secondary dimensions in inches.

[click image to enlarge](#)

## Order Information

<b>Stainless steel housing part no.</b>	21142032
<b>For internal mounting. Note: air outlet in floor panel!</b>	2114202
<b>Box dimension</b>	538.6 x 249 x 122 mm
<b>Gross weight</b>	6 kg
<b>Taric code</b>	84158300
<b>GTIN (EAN)</b>	5350604210141