

## Filterless enclosure cooling unit



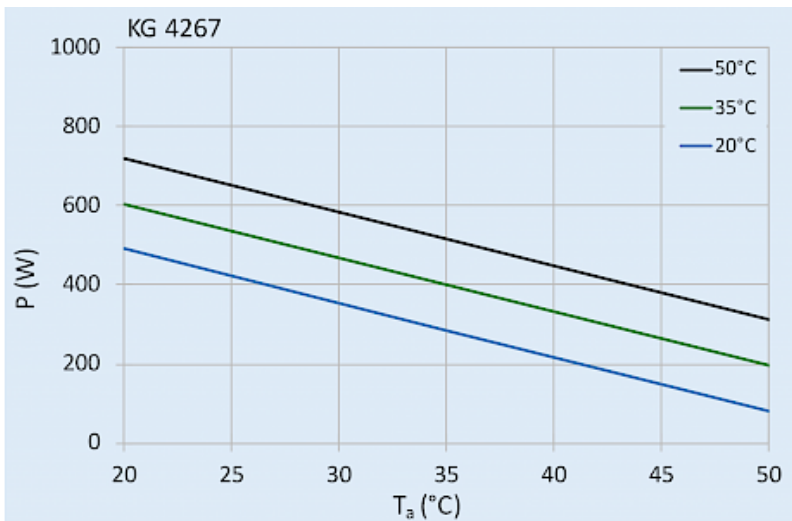
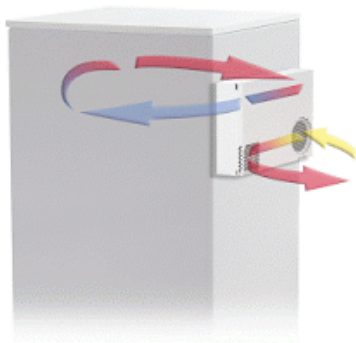
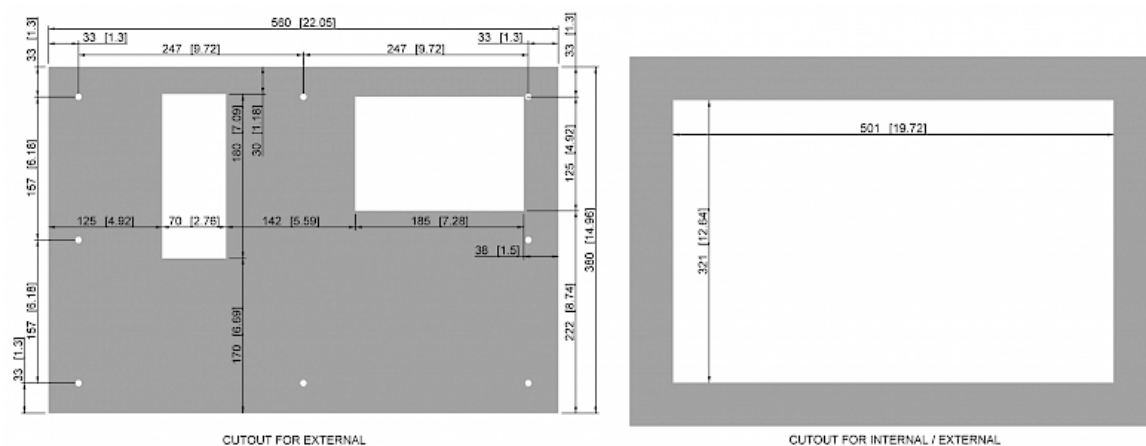
## Description

<b>Order Number:</b>	4267002
<b>Brand Name:</b>	SoliTherm SlimLine
<b>Housing Material:</b>	Stainless steel AISI 304 (V2A)
<b>IP protection class to EN 60 529:</b>	IP 54 / TYPE 12
<b>Approvals:</b>	CE / cURus

## Technical Data

<b>Cooling capacity L35L35 (EN14511-3):</b>	400 W @ 50 Hz 425 W @ 60 Hz
<b>Cooling capacity L35L50 (EN14511-3):</b>	195 W @ 50 Hz 220 W @ 60 Hz
<b>Compressor type:</b>	Rotary piston compressor
<b>Refrigerant / GWP:</b>	R134a / 1430
<b>Refrigerant charge:</b>	111 g / 3.9 oz
<b>High / low Pressure:</b>	23 / 4.5 bar 337 / 66 psig
<b>Operating Temperature Range:</b>	10°C - 50°C
<b>Air flow volume (system / unimpeded):</b>	Ambient air circuit: 215 / 450 m <sup>3</sup> /h Cabinet air circuit: 115 / 250 m <sup>3</sup> /h
<b>Mounting:</b>	Wall mounted / recessed
<b>Dimensions A x B x C (D+E):</b>	340 x 520 x 110 (25+85) mm
<b>Weight:</b>	14.8 kg
<b>Cut out dimensions:</b>	321 x 501 mm
<b>Voltage / Frequency:</b>	230 V ~ 50/60 Hz
<b>UL Voltage / Frequency:</b>	230 V ~ 60 Hz
<b>Current L35L35:</b>	1.6 A @ 50 Hz 1.5 A @ 60 Hz
<b>Starting current:</b>	3.2 A
<b>Max. current:</b>	2.3 A
<b>Nominal power L35L35:</b>	350 W @ 50 Hz 346 W @ 60 Hz
<b>Max. power:</b>	410 W
<b>Fuse:</b>	6 A (T)
<b>Short-circuit current rating:</b>	5 kA
<b>Rated current compressor:</b>	3.1 A
<b>Full load current fans:</b>	2.3 A
<b>Connection:</b>	Connection terminal block

Please click on the graphics to download.  
More CAD drawings can be found under [Product Download](#).  
> [Overview Product Group SLIMLINE - filterless cooling units](#)

**Performance graph:**

[click image to enlarge](#)
**Air flow:**

[click image to enlarge](#)
**Cut Out Dimension:**

[click image to enlarge](#)

## Order Information

<b>Box dimensions</b>	577 x 442 x 156.5 mm
<b>Gross weight</b>	17 kg
<b>Taric code</b>	84158200
<b>GTIN (EAN)</b>	5350604370210