


## Control Cabinet Air Conditioner



### Description

|                            |                           |
|----------------------------|---------------------------|
| <b>Order Number:</b>       | 43151001                  |
| <b>Brand Name:</b>         | COMPACT INDOOR            |
| <b>Colour:</b>             | RAL 7035                  |
| <b>Housing Material:</b>   | Mild steel, powder coated |
| <b>Ingress Protection:</b> | IP 54 / TYPE 12           |
| <b>Approvals:</b>          | CE, cURus, cULus          |

## Technical Data

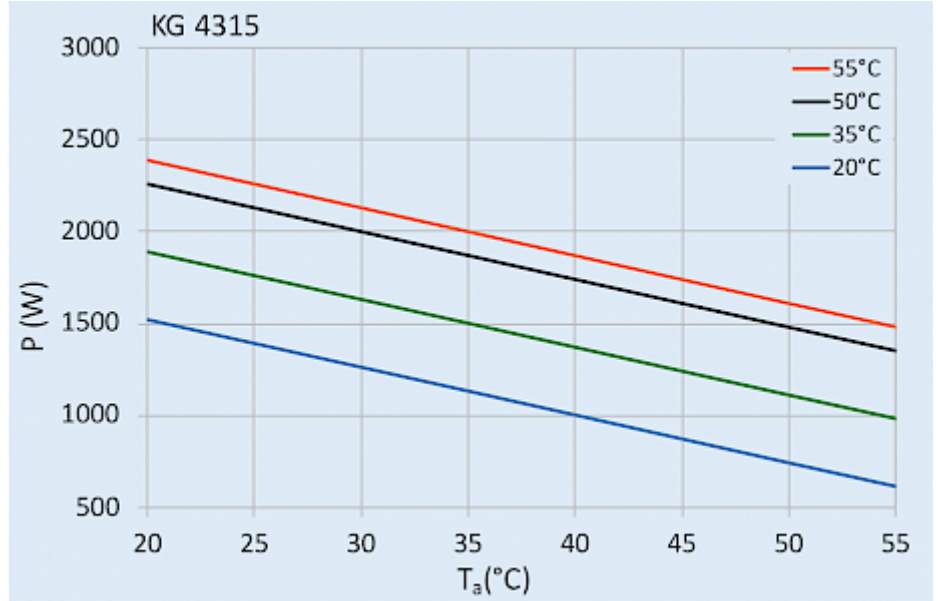
|  |  |
|--|--|
| <b>Cooling capacity L35L35 (EN14511-3):</b>  | 1.63 kW  |
| <b>Cooling capacity L35L50 (EN14511-3):</b>  | 1.32 kW  |
| <b>Compressor type:</b>                      | Reciprocating compressor   |
| <b>Refrigerant / GWP:</b>                    | R134a / 1430   |
| <b>Refrigerant charge:</b>                   | 420 g / 14.8 oz  |
| <b>High / low Pressure:</b>                  | 25.5 / 6 bar<br>370 / 88 psig  |
| <b>Operating Temperature Range:</b>          | 10°C - 55°C  |
| <b>Air flow volume (system / unimpeded):</b> | Ambient air circuit: 480 / 850 m <sup>3</sup> /h<br>Cabinet air circuit: 385 / 550 m <sup>3</sup> /h |
| <b>Mounting:</b>                             | Wall mounted   |
| <b>Dimensions A x B x C (D+E):</b>           | 980 x 395 x 260 mm   |
| <b>Weight:</b>                               | 47.7 kg  |
| <b>Cut out dimensions:</b>                   | 920 x 335 mm   |
| <b>Voltage / Frequency:</b>                  | 120 V ~ 60 Hz  |
| <b>UL Voltage / Frequency:</b>               | 115 V ~ 60 Hz  |
| <b>Current L35L35:</b>                       | 9.6 A  |
| <b>Starting current:</b>                     | 39.4 A   |
| <b>Max. current:</b>                         | 11.8 A   |
| <b>Nominal power L35L35:</b>                 | 880 W  |
| <b>Max. power:</b>                           | 1.29 kW  |
| <b>Fuse:</b>                                 | 16 A (T)   |
| <b>Short-circuit current rating:</b>         | 5 kA   |
| <b>Connection:</b>                           | Connection terminal block  |

Please click on the graphics to download.

More CAD drawings can be found under [Product Download](#).

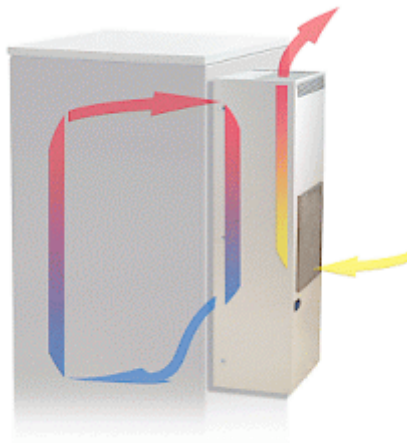
> [Overview Product Group COMPACT INDOOR - reliable and economical](#)

**Performance graph:**




click image to enlarge

**Air flow:**



click image to enlarge

**Cut Out Dimension:**



click image to enlarge

## Order Information

|   |                      |
|---|----------------------|
| <b>Stainless steel housing part no.</b>     | 4315102              |
| <b>With condensate evaporation part no.</b> | 43151101             |
| <b>Box dimensions</b>                       | 1,015 x 443 x 295 mm |
| <b>Gross weight</b>                         | 49.5 kg              |
| <b>Taric code</b>                           | 84158200             |