




## Cabinet cooling unit



## Description

<b>Order Number:</b>	841220S62
<b>Brand Name:</b>	SLIMLINE PRO
<b>Housing Material:</b>	Stainless steel AISI 304 (V2A)
<b>Ingress Protection:</b>	IP 56 / Type 12, 3, 3R, 4, 4X
<b>Note:</b>	Has the same cutout like KG 8508 and KG 8512
<b>Approvals:</b>	CE, cURus, cULus
<b>Accessories:</b>	<div style="display: flex; align-items: flex-start;"> <div style="margin-right: 20px;">  </div> <div> <p><a href="#">Cold Air Outlet Duct 8508/12/8412</a></p> </div> </div> <div style="margin-top: 10px;"> <div style="display: flex; align-items: flex-start;"> <div style="margin-right: 20px;">  </div> <div> <p><a href="#">Washable Aluminium Filter 8508/12/8412</a></p> </div> </div> <div style="margin-top: 10px;"> <div style="display: flex; align-items: flex-start;"> <div style="margin-right: 20px;">  </div> <div> <p><a href="#">Vibration Protection Kit 1</a></p> </div> </div> </div> </div>

## Technical Data

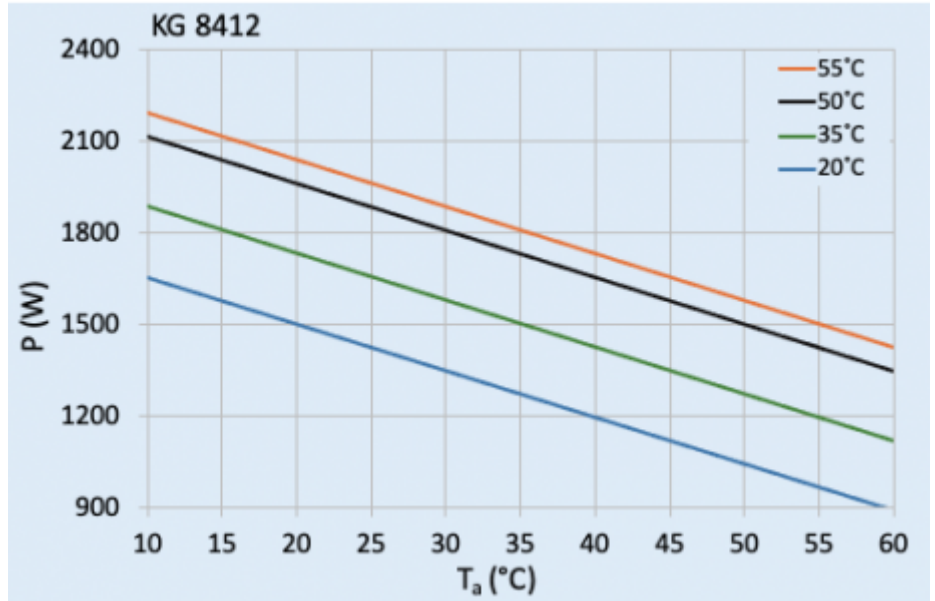
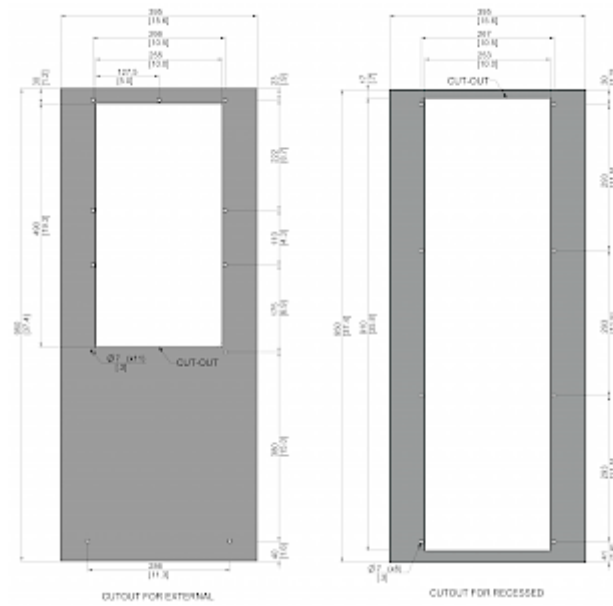
<b>Cooling capacity L35L35 (EN14511-3):</b>	1.50 kW @ 50 Hz 1.65 kW @ 60 Hz
<b>Cooling capacity L35L50 (EN14511-3):</b>	1.30 kW @ 50 Hz 1.45 kW @ 60 Hz
<b>EER L35L35:</b>	2.20
<b>Compressor type:</b>	Rotary piston
<b>Refrigerant / GWP:</b>	R134a / 1430
<b>Refrigerant charge:</b>	247 g / 8.7 oz.
<b>High / low Pressure:</b>	30 / 6 bar 435 / 88 psi
<b>Operating Temperature Range:</b>	10°C - 60°C
<b>UL temperature range:</b>	10°C - 60°C
<b>Air flow volume (system / unimpeded):</b>	Ambient air circuit: 550 / 850 m <sup>3</sup> /h Enclosure air circuit: 350 / 850 m <sup>3</sup> /h
<b>Mounting:</b>	Wall mounted / recessed
<b>Dimensions A x B x C (D+E):</b>	950 x 395 x 250 (55+195) mm
<b>Weight:</b>	40 kg
<b>Voltage / Frequency:</b>	380-415 V 50 Hz 3~ 400-460 V 60 Hz 3~
<b>UL Voltage / Frequency:</b>	460 V / 60Hz 3~
<b>Current L35L35:</b>	1.7 A @ 50 Hz 1.7 A @ 60 Hz
<b>Starting current:</b>	8.2 A
<b>Max. current:</b>	2.0 A
<b>Nominal power L35L35:</b>	710 W @ 50 Hz 925 W @ 60 Hz
<b>Max. power:</b>	1.18 kW
<b>Fuse:</b>	15 A (T)
<b>Max circuit ampacity:</b>	15 A
<b>Short-circuit current rating:</b>	5 kA

<b>Rated current compressor:</b>	1.3 A
<b>Full load current fans:</b>	1.3 A
<b>Connection:</b>	4 pole terminal block for power 5 pole terminal block for signals 3 pole terminal block for RS 485

Please click on the graphics to download.

More CAD drawings can be found under [Product Download](#).

> [Overview Product Group SLIMLINE PRO - cooling units in a new design](#)

**Performance graph:**

[click image to enlarge](#)
**Cut Out Dimension:**

[click image to enlarge](#)

## Order Information

**Box dimensions** 1042 x 495 x 283 mm

**Gross weight** 46 Kg

**Taric code** 84158200