

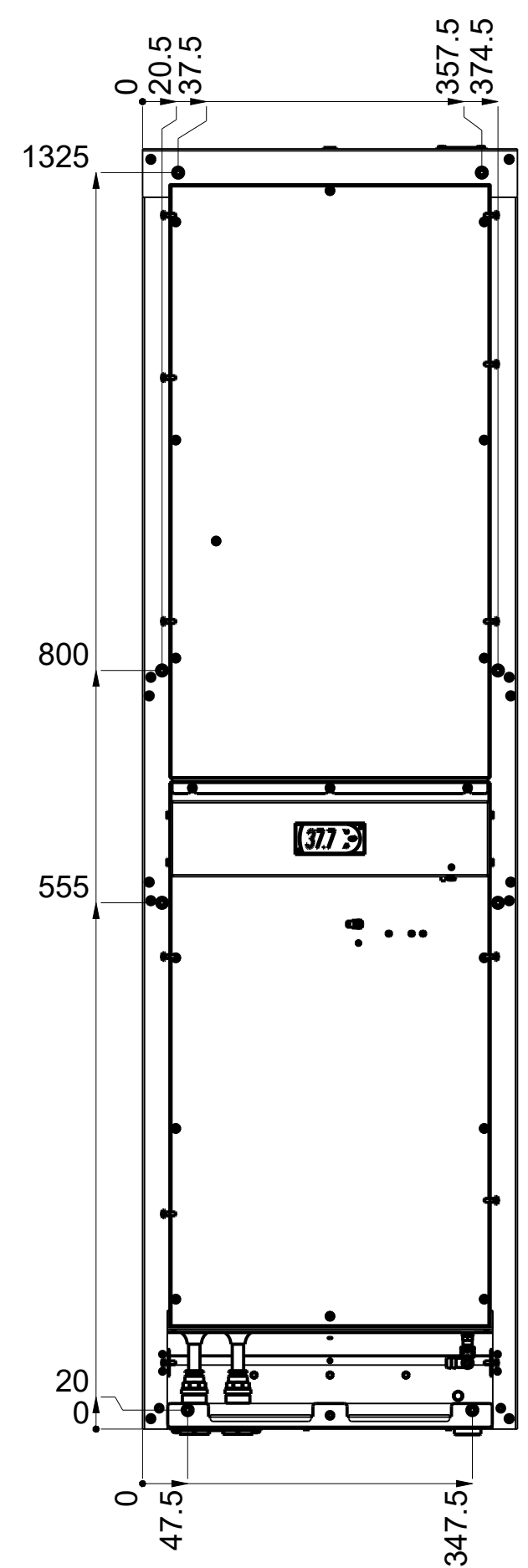
UNLESS OTHERWISE SPECIFIED, DIMENSIONS ARE IN MM. DIMENSIONS W/O TOLERANCES ISO2768-mK AS FOLLOWS. SURFACES ISO1302. TOLERANCES ARE NOT CUMULATIVE.

LINEAR DIMENSIONS							
0.5 to 3	>3 to 6	>6 to 30	>30 to 120	>120 to 400	>400 to 1000	>1000 to 2000	>2000 to 4000
±0.1	±0.1	±0.2	±0.3	±0.5	±0.8	±1.2	±2

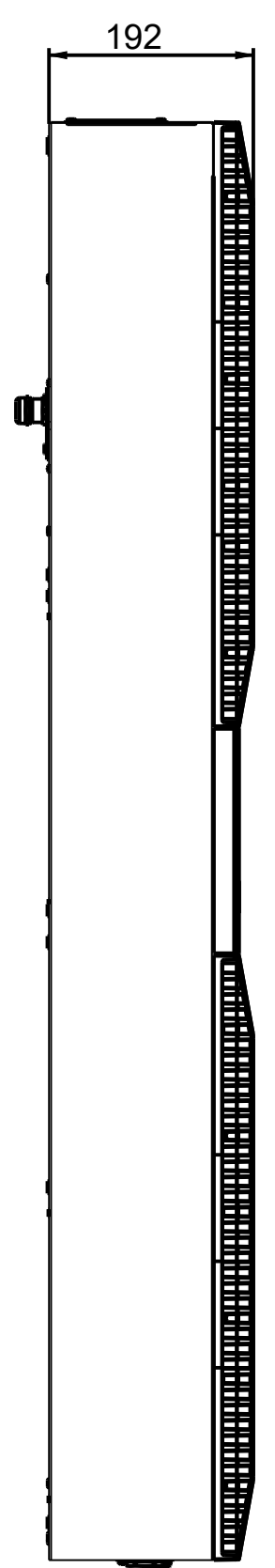
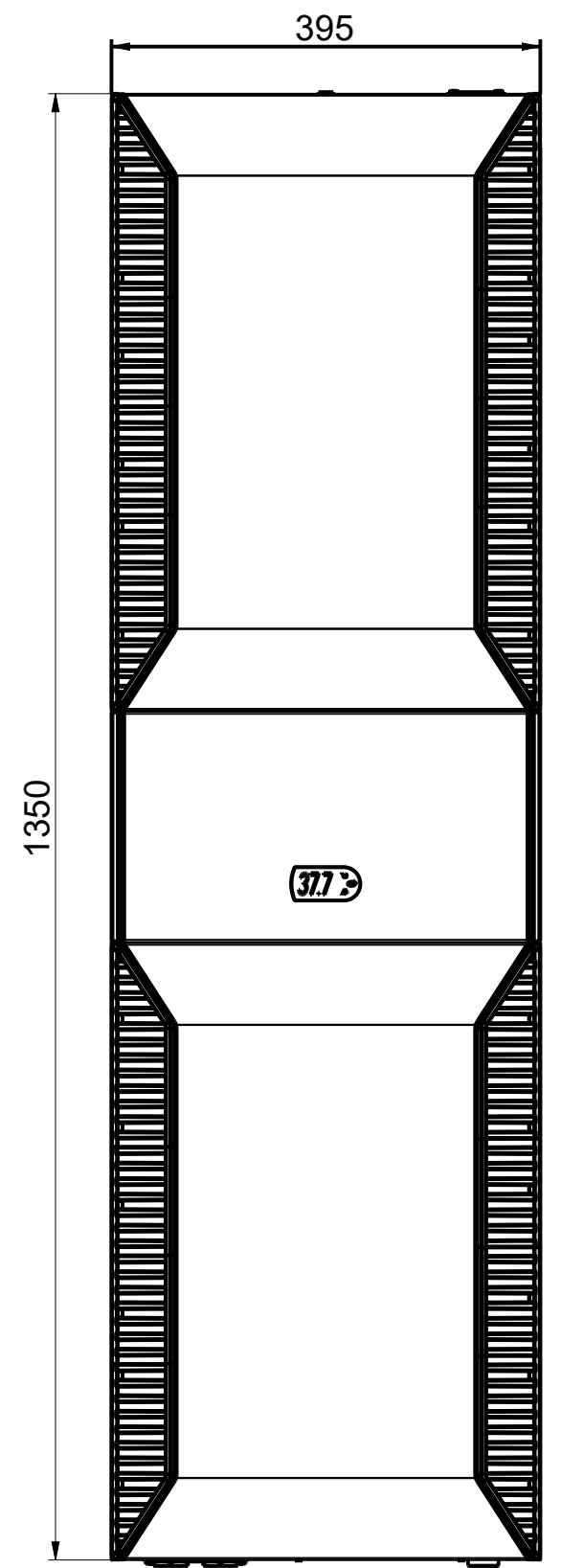
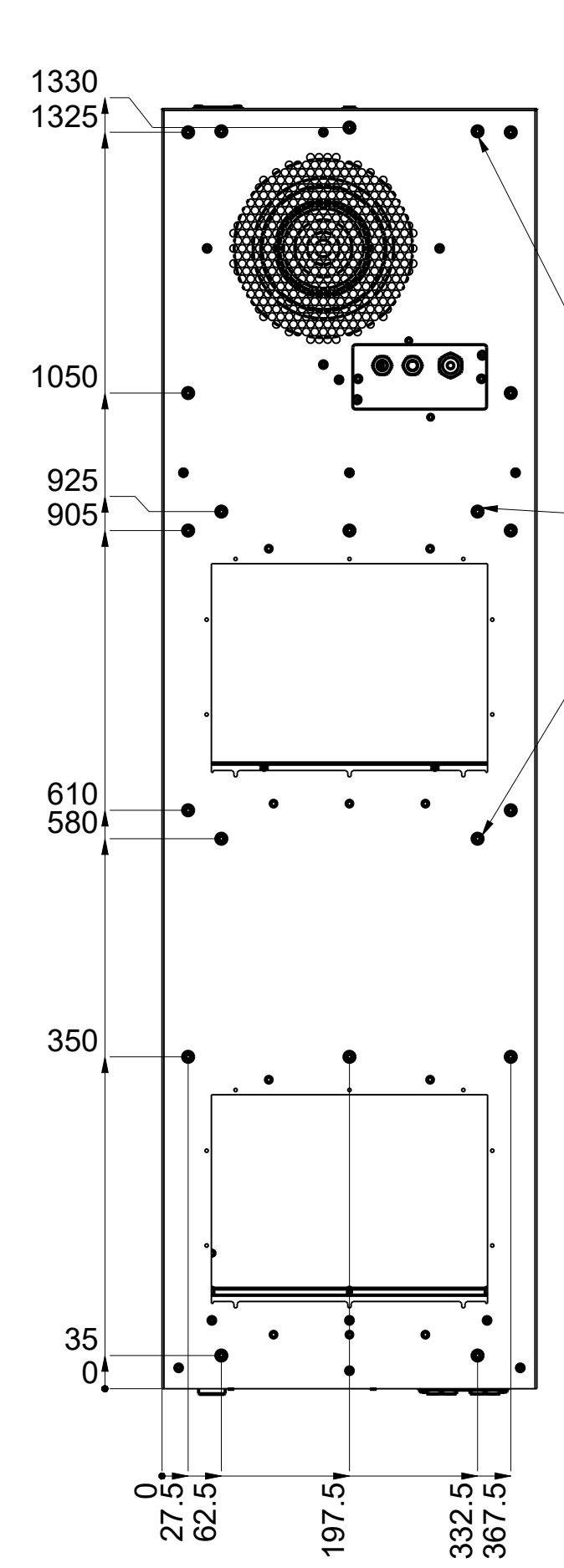
  

ANGULAR DIMENSIONS					BEND DIRECTION	
to 10	>10 to 50	>50 to 120	>120 to 400	>400	BEND OUT BEND IN	
±1°	±0°30'	±0°20'	±0°10'	±0°5'		

Recessed mounting points



External mounting points



- NOTES:
- THIS IS A CREO PARAMETRIC DRAWING. ANY CHANGES MUST BE WITHIN PDM LINK.
  - REMOVE ALL BURRS AND SHARP EDGES.

REV	BY	DATE	DESCRIPTION

Art.no.:	7525xxxxxx		
Material:	-		
Air-water heat exchanger RK-7525			
Designed:	K.Zammit	15.09.2020	FIRST ANGLE PROJECTION
Drawn:	-	-	SHEET SCALE
Checked:	-	Approved: -	1 of 1 0.150
51406			ISSUE SIZE
0.0+			A2

51406	DRAWING	0.0+	Work In Progress
RK7525_COMPLETE	ASSEM	0.10+	Work In Progress
PRO/E FILENAME	FILE TYPE	REV	RELEASE

