



THERMAL MANAGEMENT FOR ENCLOSURES AND MACHINERY

SEIFERT SYSTEMS
PRODUCT OVERVIEW 22.1

ENCLOSURE COOLING UNITS FOR INDOOR APPLICATIONS

SLIMLINE ORIGINAL, PRO, VARIO, TOP, COMPACT INDOOR

Seifert Indoor cooling units can be wall, recessed or roof mounted. The modern and compact design allows an optimal relationship between cooling capacity and dimensions. All our enclosure cooling units are supplied in mild steel powder coated housing.

With cooling capacities from 320 W to 6.2 kW and stainless steel housing for enhanced corrosion protection or for heavily polluted environments, we are able to cover most requirements in the industrial enclosure air conditioning.

TABLE OF CONTENTS

ENCLOSURE COOLING UNITS INDOOR	3
SLIMLINE PRO & VARIO	4
SLIMLINE PRO TOP (roof mounted)	4
SLIMLINE ORIGINAL	4
COMPACT INDOOR	5
ENCLOSURE COOLING UNITS OUTDOOR, UL TYPE 4X, CORROSION RESISTANT	6
COMPACT OUTDOOR	7
SOLITHERM PROTEC	7
SOLITHERM PELTIER, ATEX CLASSIFIED	
Thermoelectric cooling units, dehumidifiers	8
SOLITHERM 19" RACK	
Cooling units / heat exchangers for 19" racks	9
SLIMLINE HEX HEAT EXCHANGERS	
Air / water and air / air heat exchangers	10 - 11
SOLITHERM CHILL	
Chillers	12
SOLIFLEX FILTER FANS / EXHAUST FILTERS	
Filter fans	13
Filter fans roof mounted	13
SOLIFLEX ENCLOSURE HEATERS	
Heaters / fan heaters	14
SOLIFLEX ENCLOSURE ACCESSORIES	
Thermostats / Hygrostats / Sensors	15
ENCLOSURE LIGHTING	
STRIPLITE LED Lights	15



SLIMLINE PRO TOP series

SLIMLINE PRO / VARIO series



SLIMLINE series

COMPACT INDOOR series

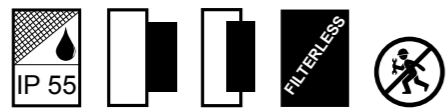


SLIMLINE PRO / VARIO

Enclosure cooling with a new design



- ✓ Microchannel condenser allows significant reduction in refrigerant charge resulting in a lower CO₂ equivalent
- ✓ Built in electrical condensate evaporation
- ✓ Enhanced protection class of IP 55/ Type 12
- ✓ UL Type 4X for stainless steel models
- ✓ Operating temperature range 10°C - 60°C
- ✓ VARIO: Variable cooling capacity with variable speed compressor
- ✓ Cutout compatible with SLIMLINE HEX air / water heat exchangers



Model	Cooling capacity (L35L35)	Available voltages	Dimensions (H x W x D) mm
KG 8503	350 W	120 V ~ 50/60 Hz, 230 V ~ 50/60 Hz	600 x 250 x 135
KG 8505	650W	120 V ~ 50/60 Hz, 230 V ~ 50/60 Hz	370 x 520 x 155
KG 8506	670 W	120 V ~ 50/60 Hz, 230 V ~ 50/60 Hz 400/460 V 50/60 Hz 2 ~	600 x 250 x 135
KG 8508	825 W	120 V ~ 50/60 Hz, 230 V ~ 50/60 Hz 380-415 V 50 Hz 2~ 400-460 V 60 Hz 2 ~	950 x 305 x 210
KG 8512	1.2 kW	120 V ~ 50/60 Hz, 230 V ~ 50/60 Hz 380-415 V 50 Hz 3~ 400-460 V 60 Hz 3 ~	950 x 305 x 210
KG 8412	1.5 kW	120 V ~ 50/60 Hz, 230 V ~ 50/60 Hz 380-415 V 50 Hz 3~ 400-460 V 60 Hz 3 ~	950 x 395 x 250
KG 8515	1.5 kW	120 V ~ 50/60 Hz, 230 V ~ 50/60 Hz 380-415 V 50 Hz 3~ 400-460 V 60 Hz 3 ~	1,350 x 395 x 210
KG 8520	2.0 kW	120 V ~ 50/60 Hz, 230 V ~ 50/60 Hz 380-415 V 50 Hz 3~ 400-460 V 60 Hz 3 ~	1,350 x 395 x 210
KG 8525	2.5 kW	120 V ~ 50/60 Hz, 230 V ~ 50/60 Hz 380-415 V 50 Hz 3~ 400-460 V 60 Hz 3 ~	1,350 x 395 x 210
KG 8540	4.0 kW	230 V ~ 50/60 Hz 380-415 V 50 Hz 3~ 400-460 V 60 Hz 3 ~	1,550 x 455 x 270
KG 8562	6.2 kW	380-415 V 50 Hz 3~ 400-460 V 60 Hz 3 ~	1,630 x 455 x 265
KG 8625	500 W - 2.55 kW	115 - 230 V ~ 50/60 Hz	1,350 x 395 x 210
KG 8650	2 kW - 5 kW	230 V ~ 50/60 Hz	1,550 x 455 x 270

SLIMLINE PRO TOP

when there is no space available



- ✓ maximum cooling power with minimum space
- ✓ Temperature range 5°C - 55°C
- ✓ Digital controller with display
- ✓ Built in electrical condensate evaporation



Model	Cooling capacity (L35L35)	Voltage / Frequency	Dimensions (H x W x D) mm
KG 9506	600 W	230 V ~ 50/60 Hz	368 x 400 x 325
KG 9508	800 W	230 V ~ 50/60 Hz, 380-415 V 50 Hz 3~ 400-460 V 60 Hz 3 ~	412 x 595 x 395
KG 9512 / 15	1,2 kW / 1,5 kW	230 V ~ 50/60 Hz, 380-415 V 50 Hz 3~ 400-460 V 60 Hz 3 ~	412 x 595 x 395
KG 9520	2,0 kW	230 V ~ 50/60 Hz, 380-415 V 50 Hz 3~ 400-460 V 60 Hz 3 ~	412 x 595 x 395
KG 9530	3,0 kW	380-415 V 50 Hz 3~ 400-460 V 60 Hz 3 ~	435 x 595 x 475
KG 9540	4,0 kW	380-415 V 50 Hz 3~ 400-460 V 60 Hz 3 ~	456 x 795 x 575

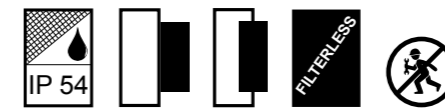


SLIMLINE

Filterless cooling for more reliability



- ✓ Completely filterless, thus maintenance free
- ✓ Only 110 mm deep, ideal for smaller enclosures (KG 4266,67,69)
- ✓ Protection class IP 54 / Type 12
- ✓ Operating temperature range 10°C - 55°
- ✓ Mounting template and condensation kit included
- ✓ NEMA 4X covers for stainless steel models available



Model	Cooling capacity (L35L35)	Available voltages	Dimensions (H x W x D) mm
KG 4266	320 W	120 V ~ 60 Hz, 230 V ~ 50/60 Hz	520 x 270 x 110
KG 4267	400W	120 V ~ 60 Hz, 230 V ~ 50/60 Hz	340 x 520 x 110
KG 4269	500 W	120 V ~ 60 Hz, 230 V ~ 50/60 Hz 400/460 V 50/60 Hz 2 ~	600 x 320 x 110
KG 4271	820 W	120 V ~ 50/60 Hz, 230 V ~ 50/60 Hz 380-415 V 50 Hz 3~ 400-460 V 60 Hz 3 ~	980 x 395 x 145
KG 4272	1.1 kW	120 V ~ 60 Hz, 230 V ~ 50/60 Hz 380-415 V 50 Hz 3~ 400-460 V 60 Hz 3 ~	1,250 x 395 x 145
KG 4274	1.5 kW	120 V ~ 60 Hz, 230 V ~ 50/60 Hz 380-415 V 50 Hz 3~ 400-460 V 60 Hz 3 ~	1,550 x 395 x 145



COMPACT INDOOR

The economical all-round solution



- ✓ Nano coated hydrophobic condenser
- ✓ Various filter options for polluted environments
- ✓ Adjustable electronic controller with display
- ✓ Operating temperature range 10°C - 55°C
- ✓ Condensate evaporator optional
- ✓ Mounting template and condensation kit included



Model	Cooling capacity (L35L35)	Available voltages	Dimensions (H x W x D) mm	
			Wall mounted	Recessed
KG 4304	320 W	120 V ~ 60 Hz, 230 V ~ 50/60 Hz	501,6 x 280 x 200	auf Anfrage
KG 4305	550 W	230 V ~ 50/60 Hz 120 V ~ 60 Hz, 400/460 V 50/60 Hz 2 ~	650 x 315 x 260 651,4 x 315 x 260	715 x 372 x 260
KG 4309	850 W	120 V ~ 60 Hz, 230 V ~ 50/60 Hz 400/460 V 50/60 Hz 2 ~	651.4 x 315 x 260	715 x 372 x 260
KG 4310	1.0 kW	120 V ~ 50/60 Hz, 230 V ~ 50/60 Hz 380-415 V 50 Hz 3~ 400-460 V 60 Hz 3 ~	651.4 x 315 x 260	715 x 372 x 260
KG 4315	1.5 kW	120 V ~ 50/60 Hz, 230 V ~ 50/60 Hz 380-415 V 50 Hz 3~ 400-460 V 60 Hz 3 ~	980 x 395 x 260	1045 x 452 x 270
KG 4320	2.0 kW	120 V ~ 50/60 Hz, 230 V ~ 50/60 Hz 380-415 V 50 Hz 3~ 400-460 V 60 Hz 3 ~	980 x 395 x 260	1045 x 452 x 270
KG 4325	2.5 kW	120 V ~ 50/60 Hz, 230 V ~ 50/60 Hz 380-415 V 50 Hz 3~ 400-460 V 60 Hz 3 ~	1230 x 500 x 340	1295 x 557 x 340
KG 4330	3.0 kW	120 V ~ 50/60 Hz, 230 V ~ 50/60 Hz 380-415 V 50 Hz 3~ 400-460 V 60 Hz 3 ~	1230 x 500 x 340	1295 x 557 x 340
KG 4340	4.0 kW	120 V ~ 50/60 Hz, 230 V ~ 50/60 Hz 380-415 V 50 Hz 3~ 400-460 V 60 Hz 3 ~	1230 x 500 x 340	1295 x 557 x 340

ENCLOSURE COOLING FOR OUTDOOR & NEMA / TYPE 4X

COMPACT OUTDOOR / UL TYPE 4X, PROTEC

COMPACT OUTDOOR enclosure cooling units are designed for wall-mounting and have separate internal and ambient air circuits. The TYPE 4X units are particularly suitable for harsh outdoor applications. They can be supplied with an optional enclosure heater and in stainless steel 304 (V2A) or 316 (V4A) housing. The operating temperature range of -40°C to 55°C guarantees trouble-free operation even at particularly low temperatures or in extreme heat.

SOLITHERM PROTEC cooling units are designed for use in extremely harsh environments, for example for applications in the petrochemical industry, in water treatment plants and in port areas. The coated condenser and coated internal pipes on the ambient side as well as a stainless steel housing made of V4A (AISI 316) ensure enhanced protection against chemicals and salt fog.



PROTEC series

COMPACT OUTDOOR series



COMPACT OUTDOOR / UL TYPE 4X

For demanding environmental conditions



- ✓ Stainless steel models comply to NEMA / UL Type 4X
- ✓ Adjustable electronic controller with display (rear)
- ✓ Condensate evaporator, enclosure heater and aluminium filter as a standard
- ✓ Mounting template and condensation kit included
- ✓ Maintenance free



Model	Cooling capacity (L35L35)	Available voltages	Dimensions (H x W x D) mm
OC 5704	290 W	120 V ~ 60 Hz, 230 V ~ 50/60 Hz	480 x 250 x 190
OC 5705	550 W	120 V ~ 50/60 Hz, 230 V ~ 50/60 Hz 400/460 V 50/60 Hz 2 ~	830 x 304 x 270
OC 5708	750 W	120 V ~ 50/60 Hz, 230 V ~ 50/60 Hz 400/460 V 50/60 Hz 2 ~	830 x 304 x 270
OC 5710	1.0 kW	120 V ~ 50/60 Hz, 230 V ~ 50/60 Hz 400/460 V 50/60 Hz 2 ~	900 x 304 x 270
OC 5715	1.5 kW	120 V ~ 50/60 Hz, 230 V ~ 50/60 Hz 400/460 V 50/60 Hz 2 ~	1,150 x 395 x 270
OC 5720	2.0 kW	120 V ~ 50/60 Hz, 230 V ~ 50/60 Hz 380-415 V 50 Hz 3~ 400-460 V 60 Hz 3 ~	1,150 x 395 x 270
OC 5731	3.0 kW	120 V ~ 50/60 Hz, 230 V ~ 50/60 Hz 380-415 V 50 Hz 3~ 400-460 V 60 Hz 3 ~	1,550 x 457 x 355
OC 5741	4.0 kW	230 V ~ 50/60 Hz 380-415 V 50 Hz 3~ 400-460 V 60 Hz 3 ~	1,550 x 457 x 355
OC 8762	6.0 kW	380-415 V 50 Hz 3~ 400-460 V 60 Hz 3 ~	1,135 x 455 x 390



SOLITHERM PROTEC

For highly corrosive environments



- ✓ Stainless steel AISI 316 (V4A) housing
- ✓ Adjustable controller with display
- ✓ Protection class IP 56, NEMA / Type 3R, 4X
- ✓ Condensate evaporator IP 66
- ✓ Coated condenser
- ✓ Protected internal copper pipes ambient side
- ✓ RS 485 MODBUS interface



Model	Cooling capacity (L35L35)	Available voltages	Dimensions (H x W x D) mm
OC 8706	600 W	120 V ~ 50/60 Hz, 230 V ~ 50/60 Hz	380 x 250 x 250
OC 8712	1.1 kW	120 V ~ 50/60 Hz, 230 V ~ 50/60 Hz 400/460 V 50/60 Hz 2 ~	585 x 305 x 305
OC 8720	2.0 kW	120 V ~ 50/60 Hz, 230 V ~ 50/60 Hz 400/460 V 50/60 Hz 2 ~	890 x 395 x 305
OC 8740	3.9 kW	230 V ~ 50/60 Hz 380-415 V 50 Hz 3~ 400-460 V 60 Hz 3 ~	1,040 x 455 x 370
OC 8762	6.0 kW	380-415 V 50 Hz 3~ 400-460 V 60 Hz 3 ~	1,135 x 455 x 390

ENCLOSURE COOLING WITHOUT REFRIGERANT

SOLITHERM PELTIER

SOLITHERM PELTIER cooling units are based on the so-called Peltier effect. When DC voltage is applied, Peltier elements generate a temperature difference which in combination with surface enlarging heat sinks and forced ventilation, causes cooling inside the enclosure. The heat is dissipated into the environment via a separate ambient heat sink.

Peltier cooling units do not require a refrigerant, have no compressor and no pressure circuit and can thus be installed in almost any position. They withstand the most extreme environments and work reliably even in very dusty and oily conditions and at temperatures between -20°C and 70°C.

SOLITHERM PELTIER cooling units with ATEX classification (zone 22) can be used for hazardous applications.



SOLITHERM PELTIER thermoelectric cooling units



- ✓ For Indoor and Outdoor applications
- ✓ Available in AC and DC voltages
- ✓ Can be mounted in any position ¹⁾
- ✓ NEMA / Type 4X rated
- ✓ Ingress protection IP 66
- ✓ Maintenance free



Model	Cooling capacity (L35L35)	Available voltages	Dimensions (H x W x D) mm	
			Recessed	Wall mounted (with frame)
TG 3030	30 W	12 V DC	110 x 154 x 132	212 x 158 x 137
TG 3035	30 W	24 V DC	110 x 154 x 129	212 x 158 x 132
TG 3050	50 W	24 V DC	206 x 154 x 138	302 x 158 x 141
TG 3075	75 W	24 V DC	250 x 203 x 160	350 x 217 x 157
TG 3102	100 W	24 V DC	200 x 304 x 138	302 x 306 x 141
TG 3155	125 W	24 V DC	306 x 203 x 160	406 x 217 x 163
TG 3152	150 W	24 V DC	400 x 180 x 170	500 x 188 x 172
TG 3152EX	150 W	24 V DC	405 x 185 x 165	-
TG 3200	200 W	24 V DC, 48 V DC	400 x 180 x 170	500 x 188 x 172
TG 6105	100 W	120 V ~60 Hz, 230 V ~ 50/60 Hz	281 x 353 x 175	281 x 353 x 175
TG 6155	150 W	120 V ~60 Hz, 230 V ~ 50/60 Hz	500 x 333 x 181	500 x 333 x 187
TG 6205	200 W	120 V ~60 Hz, 230 V ~ 50/60 Hz	500 x 333 x 181	500 x 333 x 187
TG 6405	400 W	120 V ~60 Hz, 230 V ~ 50/60 Hz	600 x 433 x 199	600 x 433 x 203
TG 6805	800 W	120 V ~60 Hz, 230 V ~ 50/60 Hz	975 x 517 x 202	975 x 517 x 205
TG 3903	Thermoelectric dehumidifier	24 V DC	136 x 176 x 133	179 x 179 x 133

¹⁾ Depending on the mounting situation the condensation management may need to be considered and possibly adjusted

ENCLOSURE COOLING FOR 19" RACKS

SOLITHERM 19" RACK

SOLITHERM 19" RACK are compressor cooling units and air / water heat exchanger in 19" pitch size.

They guarantee efficient heat dissipation to protect the existing electronics and are ideally suited for use in data centers and server rooms. With a cooling capacity (L35W10) of 1 kW and a unit height of only 2U, our heat exchangers reach top values in terms of performance versus dimensions.

The drip-free quick-release couplings on the hose pipes enable uncomplicated and safe installation and maintenance, even when the water pressure is present.



SOLITHERM 19" RACK Compressor cooling units and heat exchangers



- ✓ For use in 19" industrial enclosures and server cabinets
- ✓ Maintenance free
- ✓ Condensate kit included



Cooling units	Cooling capacity (L35L35)	Available voltages	Dimensions (H x W x D) mm
KG 4533	550 W	230 V ~ 50/60 Hz	5U (222) x 483 x 549
KG 4534	850 W	230 V ~ 50/60 Hz	5U (222) x 483 x 549
KG 4535	900 W	120 V ~ 60 Hz, 230 V ~ 50/60 Hz	6U (266) x 483 x 549

Heat exchangers	Cooling capacity (L35W10) 200 l/h	Available voltages	Dimensions (H x W x D) mm
RK 2192	1.0 kW	120 V ~ 50/60 Hz, 230 V ~ 50/60 Hz	89 (2U) x 443 x 408
RK 2194	2.0 kW	230 V ~ 50/60 Hz, 90 - 265 V ~ 50/60 Hz	178 (4U) x 443 x 505
RK 2197	2.1 kW	120 V ~ 60 Hz, 230 V ~ 50/60 Hz	178 (4U) x 443 x 544

CUTOUT COMPATIBLE WITH ENCLOSURE COOLING UNITS

SLIMLINE HEX air / water heat exchangers series 7500

SLIMLINE HEX air / water heat exchangers dissipate heat safely and reliably from industrial enclosures, provided a cold water connection is available.

The heat exchangers of the 7500 series are cutout compatible with our enclosure cooling units SLIMLINE PRO and VARIO. For applications where hygiene or high corrosion protection is important, we also offer our heat exchangers with stainless steel water pipes.




SLIMLINE HEX Air / water heat exchangers



- ✓ An optimal way of cooling when a cold water supply is readily available
- ✓ Optional with controller and magnetic valve
- ✓ Maintenance free
- ✓ Wall or recess mounting
- ✓ Variable cold air outlet



Model	Cooling capacity (L35W10)	Available voltages	Dimensions (H x W x D) mm
RK 7506	700 W	120 - 230 V ~ 50/60 Hz, 230 ~ 50/60Hz 380-415 V 50 Hz 3~ 400-460 V 60 Hz 3 ~	600 x 250 x 127
RK 7306	700 W	120 - 230 V ~ 50/60 Hz, 230 ~ 50/60Hz 380-415 V 50 Hz 3~ 400-460 V 60 Hz 3 ~	370 x 520 x 131
RK 7512	1.3 kW	230 V ~ 50/60Hz 380-415 V 50 Hz 3~ 400-460 V 60 Hz 3 ~	950 x 305 x 192
RK 7525	2.8 kW	230 V ~ 50/60Hz 380-415 V 50 Hz 3~ 400-460 V 60 Hz 3 ~	1,350 x 395 x 192
RK 7555	5.5 kW	230 V ~ 50/60Hz 380-415 V 50 Hz 3~ 400-460 V 60 Hz 3 ~	1,550 x 455 x 232



KG 8506 RK 7506

SAME CUTOUT, EASY TO EXCHANGE

- ✓ True cutout and connection compatibility to SLIMLINE PRO air conditioners
- ✓ Design compatible thanks to the innovative Seifert product design

RK 7506, RK 7306 compatible with:
KG 8506, KG 8505

RK 7512 compatible with:
KG 8508, KG 8512, KG 8412

RK 7525 compatible with:
KG 8515, KG 8520, KG 8525

RK 7555 compatible with:
KG 8540, KG 8562, KG 8625



SLIMLINE HEX Compact air / water heat exchangers



- ✓ An optimal way of cooling when a cold water supply is readily available
- ✓ Compact design, suitable also for smaller enclosures
- ✓ Maintenance free
- ✓ Wall or internal mounting



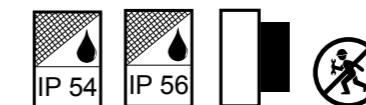
Model	Cooling capacity (L35W10)	Available voltages	Dimensions (H x W x D) mm
RK 2300	350 W	120 V ~ 60 Hz, 230 ~ 50/60 Hz, 24 V DC	303 x 153 x 84
RK 2114 A 400	650 W	120 V ~ 60 Hz, 230 ~ 50/60 Hz, 400 V ~ 50/60 Hz, 24 V DC, 48 V DC	400 x 212 x 80
RK 2114 A 632	700 W	120 V ~ 60 Hz, 230 V ~ 50/60 Hz, 400 V ~ 50/60 Hz	632 x 212 x 80
RK 2114 A 891	1.2 kW	120 V ~ 60 Hz, 230 V ~ 50/60 Hz, 400 V ~ 50/60 Hz 3~	891 x 212 x 80
RK 2100	1.3 kW	230 V ~ 50/60 Hz	525 x 303 x 136
RK 2120	2.1 kW	120 V ~ 60 Hz, 230 ~ 50/60 Hz, 400 V ~ 50/60 Hz 2~	950 x 400 x 180
RK 2130	3.1 kW	120 V ~ 60 Hz, 230 V ~ 50/60 Hz, 400 V ~ 50/60 Hz 2~	950 x 400 x 180
RK 2149	4.8 kW	120 V ~ 60 Hz, 230 V ~ 50/60 Hz, 80-415 V 50 Hz 3~ 400-460 V 60 Hz 3 ~	1,400 x 460 x 242



SLIMLINE HEX AIR Air/ air heat exchangers



- ✓ For Indoor and Outdoor applications (from 65 W/K)
- ✓ Electronic controller with display
- ✓ Protection class IP 54 / IP 56
- ✓ Maintenance free



Model	Heat exchanger performance	Available voltages	Dimensions (H x W x D) mm
LT 58007	7 W/K	120 V ~ 60 Hz, 230 V ~ 50/60 Hz	508 x 196.5 x 152
LT 58014	14 W/K	120 V ~ 60 Hz, 230 V ~ 50/60 Hz	749 x 254 x 151
LT 58032	32 W/K	120 V ~ 60 Hz, 230 V ~ 50/60 Hz	750 x 254 x 151
LT 58043	43 W/K	120 V ~ 60 Hz, 230 V ~ 50/60 Hz	1,194 x 254 x 151.3
LT 58065	65 W/K	120 V ~ 60 Hz, 230 V ~ 50/60 Hz	914.4 x 460 x 173
LT 58100	100 W/K	120 V ~ 60 Hz, 230 V ~ 50/60 Hz	914.4 x 460 x 218
LT 58180	180 W/K	120 V ~ 60 Hz, 230 V ~ 50/60 Hz	1,524 x 609.6 x 356

INDUSTRIAL PROCESS AND MACHINE COOLING

SOLITHERM CHILL

For the first time, this new CHILLER series sets a standard for industrial applications: three different heights with eight different cooling capacities, always with the same basic foot print, allow a maximum of possibilities for industrial process and machine cooling.

The cooling capacities range from 1.5 to 12 kW. All models have the same design, identical connections and are equipped with the same operating philosophy.

CHILLER for machines and plants



- ✓ Suitable for Indoor and Outdoor applications
- ✓ By using our App, you read data and configure system settings via Bluetooth
- ✓ Available with variable speed compressors
- ✓ Various option packages available (Outdoor, Efficiency and Communication)



Model	RC 6502 / 03 / 04	RC 6505 / 07	RC 6508 / 10 / 12
Cooling capacity L35W18	1.5 / 2 / 3.5 kW	5 / 6.5 kW	7.5 / 10 / 12 kW
Coolant	Water, water / glycol mixtures, or similar		
Refrigerant	R513A or R134a	R513A	
Capacity control	On / Off		
Operating temperature range (liquid)	10°C - 25°C		
Operating temperature range (ambient)	10°C - 50°C		
Coolant flow rate	15 l/min. @ 2.5 bar	20 l/min. @ 2.5 bar	30 l/min. @ 2.5 bar
Coolant tank volume	15 l	60 l	60 l
Mounting	Free standing (optional castor wheels)		
Dimension H x W x D mm	650 x 595 x 595	1,100 x 595 x 595	1,436 x 595 x 595 (RC 6508) 1,550 x 595 x 595 (RC 6510/12)
Housing material / colour	Mild steel, powder coated RAL 7035		
Water connection	2 x G3/4" back below		
Voltage / Frequency	230 V ~ 50/60 Hz 400/460 V 50/60 Hz 3~	400/460 V 50/60 Hz 3~	400/460 V 50/60 Hz 3~
Protection class	IP 54		
Certification	CE		

THE RIGHT VENTILATION FOR YOUR ENCLOSURE

SOLIFLEX - Filter fans & exhaust filters


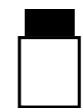
SOLIFLEX filter fans and outlet filters effectively ventilate enclosures and control panels if the ambient temperature is lower than the internal enclosure temperature. Combined with thermostats, additional energy can be saved. The fan only operates when it is actually needed.

Our SOLIFLEX filter fans are also available in a reversed (blowing in) air flow mode and with NEMA 3R / IP 55 protection class.

Filter fans For a constant enclosure climate



- ✓ Wall or roof mounted
- ✓ Tool free installation and filter change
- ✓ Standard enclosure cutouts (5 sizes)
- ✓ Matching exhaust filters available
- ✓ Protection hoods against water jets and dust



Model	Air flow unimpeded	Available voltages	Dimensions (H x W x D) mm	Mounting
FL 4010 A	12 m³/h	120 V ~ 60 Hz, 230 V ~ 50/60 Hz	106.5 x 106.5 x 66.6	Wall mounted
FL 4023 A	21 m³/h	120 V ~ 60 Hz, 230 V ~ 50/60 Hz	106.5 x 106.5 x 79.5	Wall mounted
FL 4210 A	67 m³/h	120 V ~ 60 Hz, 230 ~ 50/60 Hz	150 x 150 x 73 mm	Wall mounted
FL 4210 D	47 m³/h	24 V DC, 48 V DC	150 x 150 x 73 mm	Wall mounted
FL 4411 A	110 m³/h	120 V ~ 60 Hz, 230 ~ 50/60 Hz	204 x 204 x 95.5	Wall mounted
FL 4610 D	225 m³/h	24 V DC, 48 V DC	250 x 250 x 124.2	Wall mounted
FL 4620 A	230 m³/h	120 V ~ 60 Hz, 230 ~ 50/60 Hz	250 x 250 x 124.2	Wall mounted
FL 4621 A	105 m³/h	120 V ~ 60 Hz, 230 V ~ 50/60 Hz	250 x 250 x 111.8	Wall mounted
FL 4830 A	455 m³/h	120 V ~ 60 Hz, 230 V ~ 50/60 Hz 380-415 V 50 Hz 3~ 400-460 V 60 Hz 3~	325 x 325 x 160.2	Wall mounted
FL 4883 A	820 m³/h	120 V ~ 60 Hz, 230 V ~ 50/60 Hz 400/460 V ~ 50/60 Hz 3~	325 x 325 x 158.5	Wall mounted
FL 6064 A	275 m³/h	120 V ~ 60 Hz, 230 ~ 50/60 Hz	147 x 457 x 457	Roof mounted
FL 6065 A	490 m³/h	120 V ~ 60 Hz, 230 V ~ 50/60 Hz 400/460 V ~ 50/60 Hz 3~	147 x 457 x 457	Roof mounted
FL 6085 A	630 m³/h	120 V ~ 60 Hz, 230 V ~ 50/60 Hz 400/460 V ~ 50/60 Hz 3~	147 x 457 x 457	Roof mounted
FL 6095 A	970 m³/h	120 V ~ 60 Hz, 230 V ~ 50/60 Hz 400/460 V ~ 50/60 Hz 3~	147 x 457 x 457	Roof mounted
FL 6995 A	1,400 m³/h	120 V ~ 60 Hz, 230 ~ 50/60 Hz 400/460 V ~ 50/60 Hz 3~	147 x 457 x 457	Roof mounted
FL 6996 A	1,500 m³/h	230 V ~ 50/60 Hz	241 x 550 x 550	Roof mounted

WITHOUT HUMIDITY AND CONDENSATION

SOLIFLEX - enclosure heaters

Temperature differences in enclosures, mostly in outdoor applications, often result in humidity and condensation which may cause malfunctions and corrosion. The use of the appropriate heating unit will eliminate these problems. SOLIFLEX fan heaters have a small and compact design, they heat up dynamically and are very quiet in operation. The internal warm air is equally distributed throughout the enclosure.

A major advantage of fan heaters compared to PTC heaters is the much lower starting current. PTC heaters are compact in size, have a wider voltage range and the heating power adjusts in relation to the ambient temperature, resulting in better efficiency.



Enclosure heaters

For the right enclosure temperature

- ✓ Compact size for small enclosures
- ✓ Low noise
- ✓ Dynamic heating through PTC technology
- ✓ Energy efficient and environmentally friendly
- ✓ Wide voltage range



Model	Heating power at 10°C	Available voltages	Heater type
KH 501	25 W	110 - 240 V AC / DC	PTC heater
KH 501	50 W	110 - 240 V AC / DC	PTC heater
KH 501	75 W	110 - 240 V AC / DC	PTC heater
KH 501	100 W	110 - 240 V AC / DC	PTC heater
KH 501	150 W	110 - 240 V AC / DC	PTC heater
KH 401	350 W	100 - 240 V ~ 60 / 60 Hz, fan 24 V DC, 1.6 W	PTC heater with fan
KH 503	250 W	120 V ~ 60 Hz, 230 V ~ 50/60 Hz	PTC heater with fan
KH 503	400 W	120 V ~ 60 Hz, 230 V ~ 50/60 Hz	PTC heater with fan
KH 503	500 W	120 V ~ 60 Hz, 230 V ~ 50/60 Hz	PTC heater with fan
KH 503	750 W	120 V ~ 60 Hz, 230 V ~ 50/60 Hz	PTC heater with fan
KH 801	125 W	120 V ~ 60 Hz, 230 V ~ 50/60 Hz	Resistor heater with fan and thermostat
KH 801	200 W	120 V ~ 60 Hz, 230 V ~ 50/60 Hz	Resistor heater with fan and thermostat
KH 801	400 W	120 V ~ 60 Hz, 230 V ~ 50/60 Hz	Resistor heater with fan and thermostat
KH 801	800 W	120 V ~ 60 Hz, 230 V ~ 50/60 Hz	Resistor heater with fan and thermostat
KH 801	1,300 W	120 V ~ 60 Hz, 230 V ~ 50/60 Hz	Resistor heater with fan and thermostat

ENCLOSURE ACCESSORIES

SOLIFLEX - thermostats, hygrostats, sensors and LED lights

SOLIFLEX thermostats and hygrostats ensure an optimal climate inside your enclosures or cabinets. They are available as normally closed, NC (red disk) or as normally open, NO (blue disk) and are available as mechanical or electronic versions.



Model	Switching range	Available voltages	Dimensions (H x W x D) mm	Type
CC 3010 (NO)	OFF 10°C / 50°F - 25°C / 77°F ON 0°C / 32°F - 15°C / 59°F	max. 250 V AC 16 A(res) 10 A(ind) max. 72 V DC max. 30 W	60 x 39 x 38.9	Thermostat pre-set
CC 3010 (NC)	ON 35°C / 95°F - 60°C / 140°F OFF 25°C / 77°F - 50°C / 122°F	max. 250 V AC 16 A(res) 10 A(ind) max. 72 V DC max. 30 W	60 x 39 x 38.9	Thermostat pre-set
CC 3011	-10°C / 14°F - 80°C / 176°F NC or NO	max. 250 V AC 16 A(res) 10 A(ind) max. 72 V DC max. 30 W	60 x 39 x 42.4	Thermostat variable
CC 3012	-10°C / 14°F - 80°C / 176°F NCNC, NONO or NCNO	max. 250 V AC 16 A(res) 10 A(ind) max. 72 V DC max. 30 W	60 x 72.3 x 42.4	Twin thermostat variable
CC 3013	0°C / 32°F - 60°C / 140°F	AC: 250 V / 10 A(res) / 2 A(ind) DC: 72 V / 30 W UL: max.250 V AC NC/NO: 10 / 5 A(res)	60 x 39 x 53.3	Changover thermostat with thermal feedback
CC 3014	30% - 90%r.H.	max. 230 V AC 2 A (hum) / 5 A (dehum)	60 x 39 x 42.4	Mechanical hygrostat
CC 3015 ¹⁾	0°C / 32°F - 60°C / 140°F	24 V DC / 16 A	60 x 39 x 53.3	Electronic thermostat
CC 3016 ¹⁾	30 - 90% r.H	24 V DC / 16 A	60 x 39 x 53.3	Electronic hygrostat

¹⁾ Pluggable temperature and humidity sensors available

STRIPLITE LED enclosure lights have been designed to meet the criteria of illuminating industrial enclosures and cabinets. They are the optimal solution for energy saving and maintenance free lighting.



Model	Light output	Available voltages	Dimensions (H x W x D) mm	Energy class
SL4000 ¹⁾	400 Lm	24-265 V DC/AC ~ 0/50/60 Hz	357.4 x 32 x 35.5	G
SL4007 ¹⁾	700 Lm	120-240 V ~ 50/60 Hz	357.4 x 32 x 35.5	F
SL 4905 ²⁾	1,500 Lm	115-230 V ~ 50/60 Hz	420 x 90 x 45	E
SL 4905 ³⁾	1,500 Lm	115 V ~ 60 Hz, 230 V ~ 50/60 Hz	420 x 90 x 45	E
SL 4905 ⁴⁾	1,500 Lm	24 V DC	420 x 90 x 45	E

¹⁾ With On / Off switch or motion sensor

²⁾ With motion sensor

³⁾ With motion sensor, power socket and Daisy Chain (Door contact optional)

⁴⁾ With motion sensor and Daisy Chain (Door contact optional)

SEIFERT SYSTEMS GmbH**Germany**

Albert-Einstein-Str. 3
42477 Radevormwald
+49 2195 68994-0
info.de@seifertsystems.com

SEIFERT SYSTEMS Ltd.**Skandinavia / Baltic States**

Sales office
25421 Pinneberg
+49 2195 68994-40
info.sk@seifertsystems.com

SEIFERT SYSTEMS Ltd.**Malta**

HF 09/10, Hal Far Ind. Estate
BBB 3000 Birzebbuga
+356 2220 7000
info@seifertsystems.com

SEIFERT SYSTEMS SA**France**

Wilerstraße 16
4563 Gerlafingen
+33 7 65298156
info.fr@seifertsystems.com

SEIFERT SYSTEMS GmbH**Austria**

Bärnthäl 1
4901 Ottmang am Hausruch
+43 7676 207120
info.at@seifertsystems.com

SEIFERT SYSTEMS Inc.**USA**

75 Circuit Dirve
North Kingstown, RI 02852
+1 401-294-6960
info.us@seifertsystems.com

SEIFERT SYSTEMS AG**Switzerland**

Wilerstraße 16
4563 Gerlafingen
+41 32 6753551
info.ch@seifertsystems.com

C.D. Automation Pvt. Ltd.**India**

8, Parsee Church Street
Kolkata - 7000 001
+91 33 2215 7080
info@seifertsystems.com

SEIFERT SYSTEMS Ltd.**Italy**

Sales office
26100 Cremona
+39 349 2594524
info.it@seifertsystems.com

SEIFERT SYSTEMS Pty Ltd.**Australia**

105 Lewis Road
Victoria 3152
+61 3 98011906
info@seifertsystems.com.au