

Filterless enclosure air conditioner



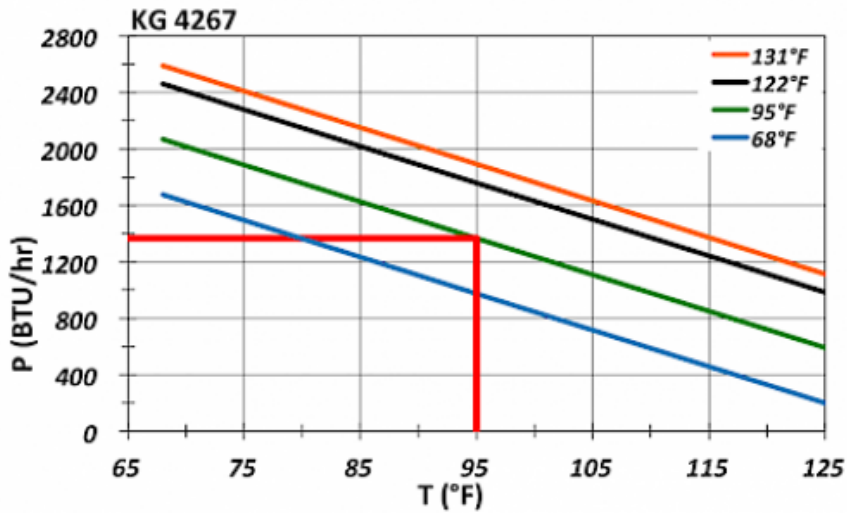
Description

| | |
|----------------------------|--------------------------------|
| Order Number: | 4267002 |
| Brand Name: | SoliTherm SlimLine |
| Housing Material: | Stainless steel AISI 304 (V2A) |
| Ingress protection: | TYPE 12 |
| Approvals: | CE / cURus |

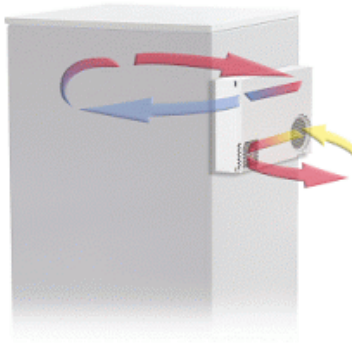
Technical data

| | |
|--|---|
| Cooling capacity 95F/95F: | 1450 BTU |
| Cooling capacity 95F/122F: | 750 BTU |
| Compressor type: | Rotary piston compressor |
| Refrigerant / GWP: | R134a / 1430 |
| Refrigerant charge: | 111 g / 3.9 oz |
| High / low pressure: | 23 / 4.5 bar 337 / 66 psig |
| Operating temperature range: | 50°F - 122°F |
| Air volume flow (system / unimpeded): | Ambient air circuit: 127 / 265 cfm Cabinet air circuit: 68 / 147 cfm |
| Mounting: | Wall mounted / Recessed |
| Dimension H x W x D: | 13.4 x 20.5 x 4.3 inch |
| Weight: | 33 lbs. |
| Cut out dimensions: | 12.6 x 19.7 inch |
| Voltage / Frequency: | 230 V ~ 50/60 Hz |
| UL Voltage / Frequency: | 230 V ~ 60 Hz |
| Current 95F95F: | 1.6 A @ 50 Hz 1.5 A @ 60 Hz |
| Starting current: | 3.2 A |
| Max. current: | 2.3 A |
| Nominal power 95F95F: | 350 W @ 50 Hz 346 W @ 60 Hz |
| Max. power: | 410 W |
| Fuse: | 6 A (T) |
| Short-circuit current rating: | 5 kA |
| Rated current compressor: | 3.1 A |
| Full load current fans: | 2.3 A |
| Connection: | Connection terminal block |

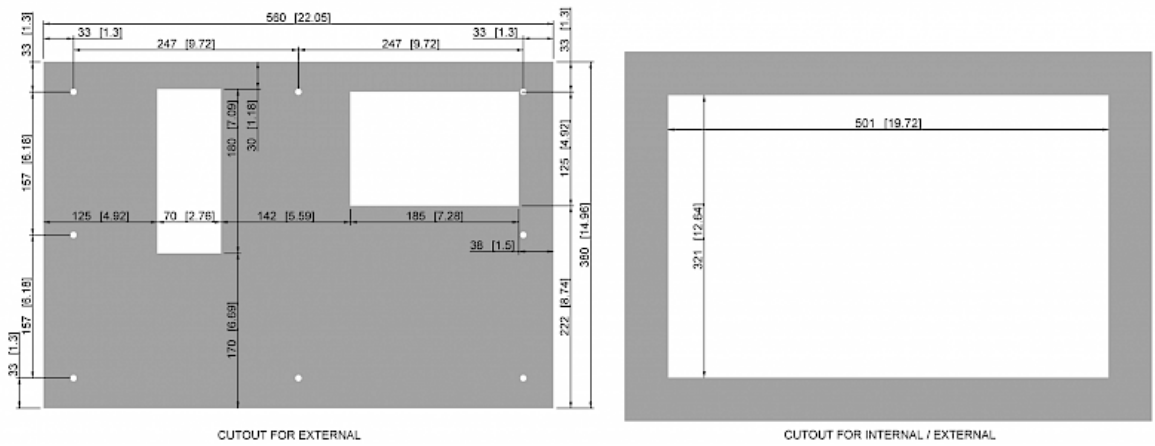
Performance graph:



Air flow:



Cut out dimensions:



Order Information

| | |
|------------------------|----------------------|
| Verpackungsmaße | 577 x 442 x 156.5 mm |
| Bruttogewicht | 17 kg |
| Zolltarifnummer | 84158200 |
| EAN Nummer | 5350604370210 |